



## Customer Operation and Safety Guide

RugDoctor Support: 1-800-784-3628 | [www.rugdoctor.com](http://www.rugdoctor.com)

<b>Machine/Tool ID:</b>	WT-R PDH1 Floor Dryer
<b>Vendor:</b>	Rug Doctor
<b>Vendor Website:</b>	<a href="http://www.rugdoctor.com">www.rugdoctor.com</a>
<b>Mfg. Support Phone No.:</b>	1-800-784-3628

**Tool Application:** Dries Carpet 2X Faster than drying alone under normal conditions. Ideal for regular carpet cleaning AND drying floors when sump pumps fail or basements flood.



### Operation Guide: Read all instructions completely before you begin.

**USER MUST CAREFULLY READ AND FULLY UNDERSTAND ALL INSTRUCTIONS BEFORE USING THIS MACHINE.** Before operating the machine (including any attachments), renter agrees to fully read, understand, and follow all safety warnings and instructions set forth below, which can be found on Rug Doctor's website ([www.rugdoctor.com](http://www.rugdoctor.com)).

#### BEFORE USE:

1. Inspect power cord for fraying, cuts or damage; do not use if damaged.
2. Remove lint or obstructions from the Intake Guard and Exhaust Port Guard using a vacuum or compressed air.
3. Inspect exterior components (switch, knob, etc.) for damage.

#### USING THE MACHINE

1	Plug in to a standard outlet with the correct voltage and amperage for the unit. An extension cord should never be used for the machine.
2	Use only on GFCI protected receptacles.
3	Place the machine in the desired operating position.
4	<p>The machine can be used in multiple positions. The PDH1 model can be used in the vertical position (Figure 1) and the horizontal position (Figure 2).</p> <div style="text-align: center;"></div> <p>FIG. 1                      FIG. 2</p>
5	<b>WARNING!</b> To ensure objects are not sucked against the intake guard during operation and decrease airflow, do not place items in front of the intake guard. Clean the intake area regularly. Make sure the machine can breathe. The machine should be positioned so that air can easily flow into the machine without obstruction. Any blockage of the intake areas can cause overheating and a meltdown.
6	Set the switch at the desired speed: <b>LOW - I, MEDIUM - II, or HIGH - III</b>
7	<b>WARNING!</b> Do not move or carry the machine when it is running. Always turn machine off and unplug power cord before moving. NEVER leave the machine unattended or running overnight. For even drying, move the fan every hour or two.

### AFTER USE:

1. Remove any lint or debris from the intake screen.
2. Clean dust and dirt from motor using a vacuum or compressed air.
3. Snugly wrap the power cord around the cord wrap/feet and secure the end of the power cord to itself using the latch on the plug of the power cord.
4. Clean the exterior with a household all-purpose spray cleaner. Spray the rag, then apply to the surface.


## Safety Guide: Read all instructions completely before you begin.


**USER MUST CAREFULLY READ AND FULLY UNDERSTAND ALL INSTRUCTIONS BEFORE USING THIS MACHINE.** Before operating machine (including any attachments) (collectively, the “machine”), renter agrees to fully read, understand, and follow all safety warnings and instructions set forth below and in the operator’s manual, which can be found on Rug Doctor’s website ([www.rugdoctor.com](http://www.rugdoctor.com)). When using machine (including any attachments), basic precautions should always be followed, including the following:

 **WARNING: When using an electrical appliance, basic precautions should always be followed.**

- Use the machine only as described in this guide and user manual.
- Always turn off all controls before unplugging the machine. Unplug the machine when not in use and before cleaning, servicing, or making any adjustments or repairs.
- Do not leave machine when plugged in.
- Do not leave machine connected to the electricity supply when not in use.
- Do not leave the machine unattended while running
- Only use accessories or spares specifically designed for use with this appliance.
- The fitting of other accessories or spare parts may affect the machines performance and safety.
- Only use indoors. Do not use outdoors or expose to rain. Do not place in standing water or submerge in water. Use extra care when using on stairs.
- If the unit is not working as it should, has been dropped, damaged, left outdoors, or exposed to water, return it to a service center before using.
- Do not use with damaged cord or plug.
- Do not kink or twist the power cord.
- Do not pull or carry by the cord, use the cord as a handle, close a door on cord, or pull cord around sharp edges or corner. Keep cord away from heated surfaces. Do not splice or modify earthed plug.
- Do not run machine over cord.
- Do not pull on the cord to unplug. Grasp and pull the plug, not the cord. Turn off the machine before unplugging.
- Do not handle the cord, plug, switch or machine with wet or sweaty hands.
- Do not use outlets with inadequate current capacity.
- Do not put any objects into openings. Do not use with any opening blocked. Keep free of dust, lint, hair and anything that might reduce airflow.
- Do not wear loose clothing or clothing that has a tendency to snag. Keep hair, loose clothing, fingers, and all parts of body away from openings and moving parts.
- Do not use near combustible liquids, gases, or dusts, such as gasoline or other fuels, lighter fluid, cleaners, oil-based paints, or natural gas, or anything that is burning or smoking, such as cigarettes, matches, or hot ashes, or any other heated surfaces.
- Do not place in or pick up anything with this machine that is caustic or toxic material, such as bleach, ammonia, toilet bowl cleaners or drain cleaners.

- Do not operate near draperies or another material that could block the air intakes.
- Keep air intakes clear. Reduced airflow can cause motor to overheat.
- Keep children and unauthorized persons away from the machine when in use. Exercise extra caution when using in a high traffic area.
- This machine is not intended for use by persons with reduced physical, sensory or mental capabilities, or lack of experience and knowledge.
- Do not attempt to service the machine yourself. Inspect the machine before use. If machine is damaged, broken, or not working as it should, cease use immediately, call Rug Doctor's customer service team at 1-800-784-3628, and return the machine to the store you rented from immediately.
- Do not allow this machine to be used as a toy. Close attention and adult supervision is necessary when used by or near children or pets. This machine is not intended to be used by anyone under the age of 18. Do not allow children or pets to place their body parts in or near openings or moving parts.
- Always store the machine in a safe, dry location free from children, animals, debris, or where it can be displaced by workplace activities or traffic to prevent accidental movement.
- Do not use an extension cord with this machine. Failure to follow this instruction may expose the user to the possibility of electric shock, personal loss or injury and/or death.

 **WARNING!** To reduce the risk of fire or electric shock, do not use this fan with any solid-state speed control device.

 **WARNING!** Improper connection of the equipment-grounding conductor can result in a risk of electric shock. Check with a qualified electrician or service person if you are in doubt as to whether the outlet is properly grounded. Do not modify the plug provided with the appliance. If it will not fit the outlet, have a proper outlet installed by a qualified electrician.

### GROUNDING INSTRUCTIONS

This machine must be grounded. If it should malfunction or break down, grounding provides a path of least resistance for electric current to reduce the risk of electric shock. This machine is equipped with a cord having an equipment-grounding conductor and grounding plug. The plug must be plugged into an appropriate outlet that is properly installed and grounded in accordance with all local codes and ordinances.

**WARNING** Improper connection of the equipment-grounding conductor can result in a risk of electrical shock. Check with a qualified electrician or service person if you are in doubt as to whether the outlet is properly grounded. Do not modify the plug provided with the machine. Do not use if the plug does not fit the outlet. Machine is for use on a nominal 120-volt circuit and has a grounded plug as illustrated here. Make sure the machine is connected to an outlet having the same configuration as the plug. Do not use an adapter or extension cord.